





# Nature Study and More

## *The Seashore Book*

by  
Charlotte Zolotow



To complete this study, you will need a copy of *The Seashore Book* by Charlotte Zolotow, illustrated by Wendell Minor. Check with your public library, borrow it from a friend or purchase it from a bookseller. Each student will need one copy of each of the forms at the end of this study guide. Also, gather some reference books together, like a dictionary, some field guides or encyclopedias, library books, etc. You can also use the internet for researching. Remember to supervise your children when they are using the internet.

After reading *The Seashore Book*, complete the following activities.

1. Define the following words: shifts, lulls and buoy. Record these on the *Vocabulary and Facts from The Seashore Book* form found at the end of the study guide.
2. "It warms the cool sand." What is sand? Find out and add this information to the *Vocabulary and Facts* form.
3. "...and inside, a live clam snaps the shell closed." Learn about clams. Then, sketch a picture of a clam using whatever medium you prefer. Label your clam sketch with the common name and the biological name along with some information about where they live, their size and what they eat. Or write a mini-report on clams. A report form is available at the end of the study guide.
4. "and pick up a wet white gull feather from the gulls flying overhead." Learn about gulls. Then, sketch a picture of a gull using whatever medium you prefer. Label the gull with the common name and the biological name along with some information about where they live, their size and what they eat. Or write a mini-report on gulls. A report form is available at the end of the study guide.
5. "The swishswashing sound of them [the waves] lulls you to sleep." Having read this story, what do you think swishswashing means. Write your definition on the *Vocabulary and Facts* form, also.
6. Listen to the ocean if you are at the beach or listen to a CD of ocean sounds. How does it make you feel? Sleepy? Happy? Calm? Energetic? Something else?
7. "...we wade over to a big rock covered with seaweed and moss." Learn about seaweed. Then, sketch a picture of seaweed using whatever medium you prefer. Remember to label the seaweed with the common name and the botanical name along with some information about where it grows, how big it gets and how it is used by people. Or write a mini-report on seaweed. A report form is available at the end of the study guide.



