
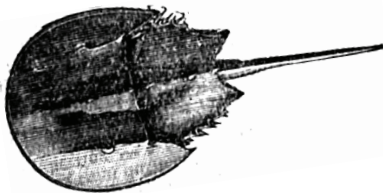
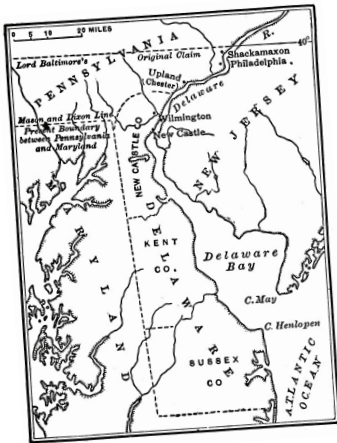


Nature Study and More

Crab Moon
by
Ruth Horowitz



To complete this study, you will need a copy of *Crab Moon* by Ruth Horowitz, illustrated by Kate Kiesler. Check with your public library, borrow it from a friend or purchase it from a bookstore. Each student will need one copy of each of the forms at the end of the study guide. Also, gather some reference books together, like a dictionary, some field guides or encyclopedias, library books, etc. Finally, each student will need an outline map of the world. You can also use the internet for researching. Remember to supervise your children when they are using the internet.

After reading *Crab Moon*, complete the following activities.

1. Define the following words: cobblestones, strewn, marooned, bay. Record these on the *Vocabulary and Facts from Crab Moon* form found at the end of the study guide.
2. In the story, Daniel and his mother shuck corn while sitting on the porch of the cottage. You have probably eaten corn before, but what do you know about corn? Learn more about corn like where it grows, how big the plants get, and what it can be used for. Then, sketch a picture of corn using whatever medium you prefer. Remember to label the corn with the common name and the botanical name. OR write a mini-report about corn. A report form can be found at the back of the study guide.
3. “*The full moon in June brings the high tides of the horseshoe crabs.*” Learn about horseshoe crabs. Then, sketch a picture of a horseshoe crab using whatever medium you prefer. Label your sketch with the common name and the biological name along with some information about where they live, their size and what they eat. OR write a mini-report on horseshoe crabs. A report form is available at the end of the study guide.
4. *That night, the fat, round face of the moon wavered on the surface of the water.* Make your own illustration of a full moon on the surface of the water using whatever medium you prefer. It doesn't have to look like the one in the book, unless you want it to!
5. *Curly black seaweed was strewn on the sand, like streamers left over from a party.* Learn about seaweed. Then, sketch a picture of seaweed using whatever medium you prefer. Remember to label the seaweed with the common name and the botanical name along with some information about where it grows, how big it gets and how it is used by people. OR write a mini-report on seaweed. A report form is available at the end of the study guide.

Arthropods

Fill in each space below with a sketch of an arthropod. Be sure to give its common name and biological name.
